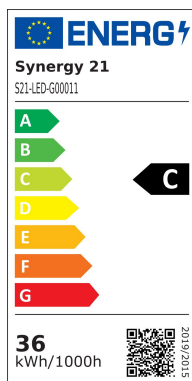



Synergy 21 LED HID Corn Retrofit E27 360° 36W nw mit ii



kwh/1000h:	36,00
Lumens:	5400
Watt:	36,0
Nominal Service Life:	35000 Std.
Switching Cycles:	50000
Opt. Ambient Temperature.:	25 °C



E27 threaded base (E40 available on request)
Replacement for 175W HPS / MHL

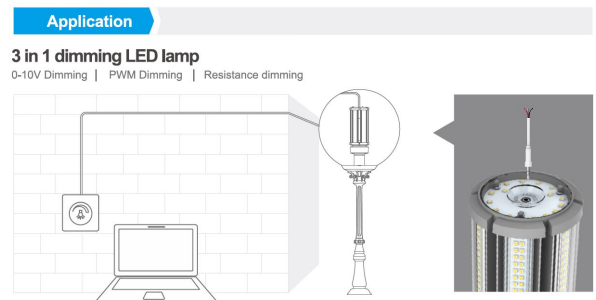
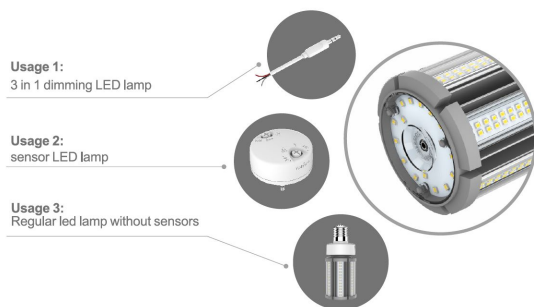
LED: 160*SMD2835
Colour: neutral white, other light colours are available on request.
Kelvin: 4000K
CRI: >80
Beam angle: 360° and base rotatable by 350°
Wattage (W): 36
Lumen (Lm): 5400
Cover: milky
Dimmable: yes, via smart sensor, see accessories
Voltage (V): 100-277VAC, 50/60Hz
Diameter: 85 mm
Total length: 205 mm
Protection class: IP64
Operating temperature: -40°~+60°C

Energy efficiency class: A+
kWh/1000h: 36

Attributes

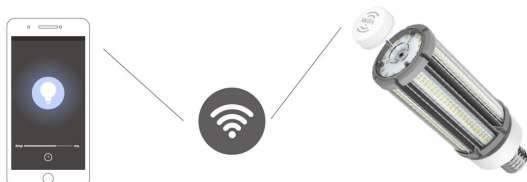
Attribute	Value
Abstrahlwinkel:	180
CRI:	>80
Dimmbar:	nein
Lichtfarbe:	neutralweiss
Lichtfarbe in Kelvin:	4500
Lumen:	5400
Schutzklasse:	IP64
Socket:	E27
Weight:	0.64 Kg
Warranty:	60.00 Months

Additional Images

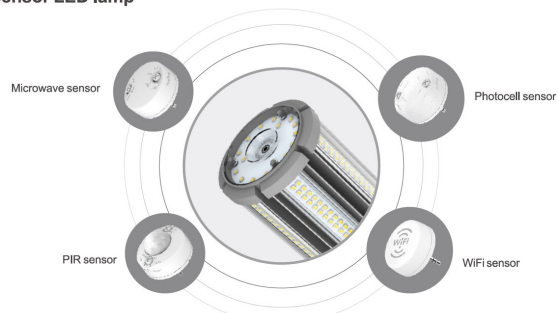


WiFi control LED lamp

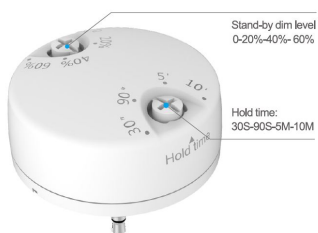
APP-Dimming&time control,Support group or single operation



Sensor LED lamp



Sensor instruction

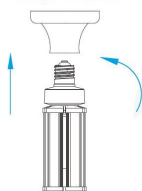


Applicable Sensors				
Interface	MW sensor	Photocell sensor	PIR sensor	WiFi sensor
Hold Time	✓	✓	✓	✓
Stand-by Dim Level	✓	✓	✓	✓
Sensor Detection Area	10 meters	—	6 meters	*
Waterproof	—	—	—	—
External cord	—	—	—	—

* WiFi control area: as long as the lamp and APP is connected to the same router

Installation

Lamp Installation



Step:1

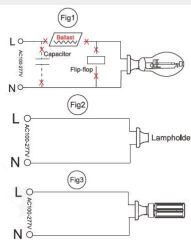
Shown as Figure 1
Remove old ballast or disconnect from existing lamp holder. Remove and dispose of ballast in correct manner.
(North America 100-277VAC)

Step:2

Shown as Figure 2
Reconnect directly to the existing lamp holder.
(North America 100-277VAC)

Step:3

Shown as Figure 3
Install new LED replacement lamp. Please make sure the old fitting is correctly earth.
(North America 100-277VAC)



Accessories

Part No.	Name
117502	Synergy 21 LED adapter for LED lamps E40->E40 long