

Synergy 21 LED garden spot SPIKE 10W warm white



| | |
|----------------------------|------------|
| kwh/1000h: | 11,00 |
| Lumens: | 800 |
| Watt: | 10,0 |
| Nominal Service Life: | 35000 Std. |
| Switching Cycles: | 15000 |
| Opt. Ambient Temperature.: | 25 °C |



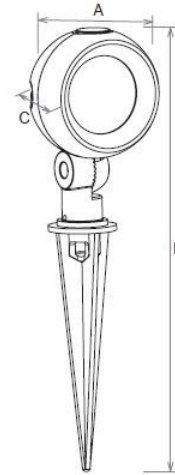
Garden spotlight with ground spike IP65 and IK06

Power consumption: 10Watt \pm 1W
Lumen output: 800lm \pm 5%
Light colour: 3000k \pm 150 RA>80
Beam angle: 60°
Protection class: IP65 and IK06
Operating temperature: -20° to +45°
Power supply: 12V without power supply unit
Size: \varnothing 76/262*57,5mm

We recommend connecting the open cable ends with Wago terminals (e.g. article 120373).

Energy efficiency class: A+
kWh/1000h: 11

Additional Images



Installation Procedure

WARNING

1. Switch off before installation.
2. Switch on only after complete installation and examination of the circuit.
3. Professional electrician for installation and maintenance only.



Turn Off power supply before starting any installation. Read instructions & check you have all the tools & accessories to complete the installation correctly.

Installation

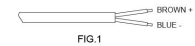
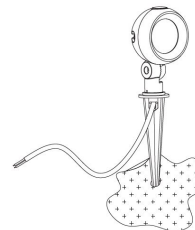


FIG.1

1. Insert LED Spike Light to the ground.
2. Connect the fixture to power AC/DC 12V. Please use waterproof junction box for wiring.
3. Installation complete, turn on the power.